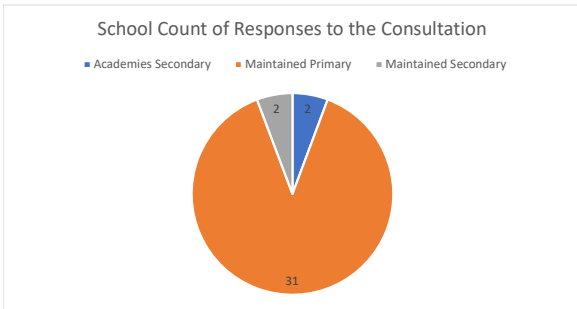


Haringey Schools - APT -2021 - 22 Local Funding Consultation Survey Results - Breakdown



A total of 55 responses were received through the survey link. After vetting for returns to remove ineligible votes, including 2 School Business Manager, 1 Nursery School, 2 votes that did not include the voter designation, 1 vote that did not state the School and 1 doubled Governor vote from a School. The total eligible vote count numbered **48**.

These 55 responses came from 41 Schools (plus an additional 1 vote not stating the School). After vetting this meant that **35** Schools had voter representation.

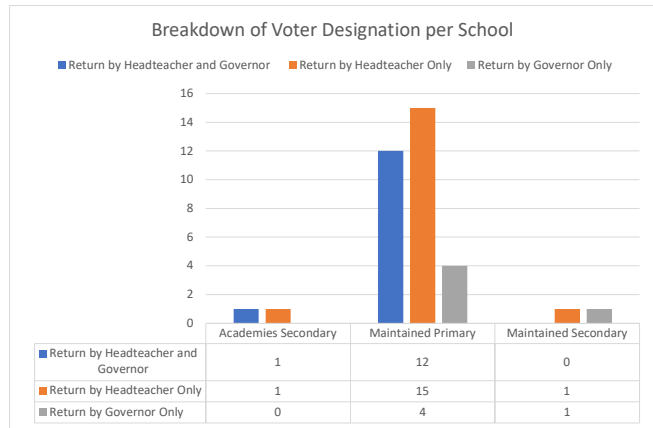
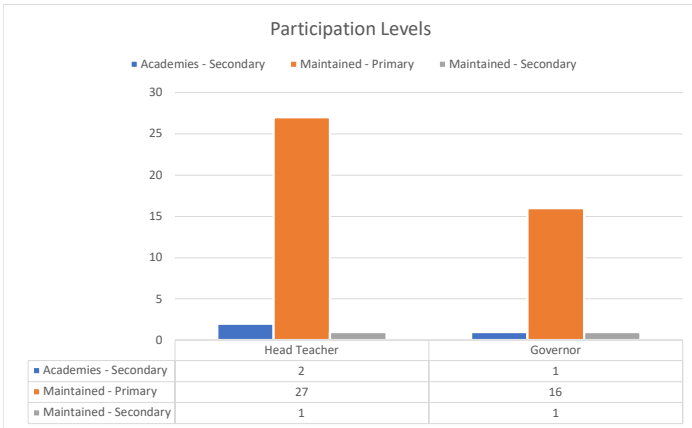
The breakdown of School Type can be found in the chart: "School Count of the Responses to the Consultation".

The chart "Participation Levels" detail the breakdown the votes by Head teacher of Governor.

The chart "Breakdown of Voter Designation per School" detail the total numbers where a school has either had: a)

Headteacher and Governor vote, b) a headteacher vote only or c) a Governor vote only. *As part of the consultation all eligible schools effectively have 2 chances to register a vote for the local funding formula factors.

For further details of the actual vote results please review "Haringey Schools APT 2021-22 Survey Results".



Haringey Schools APT 2021-22 Survey Results

Survey Questions	Answers	Maintained Responses		Academies Responses	
		Head teacher Votes	Chair of Governors Votes	Head teacher Votes	Chair of Governors Votes
Growth: To set Growth Funding Budget budget at £1.100m (Indicative Budget is £1.199m) as stated in December School Forum. £99k will be put back through the formula to protect Tiverton School uptake due to the closure of Stamford Hill	Yes	24	16	1	1
	No	4	1	1	0
	Skipped	0	0	0	0
High Needs Block Transfer: To set a %age of High Needs Block transfer from DSG Allocation.	0%	26	15	1	1
	0.25%	1	2	1	0
	Skipped	1	0	0	0
Education Welfare: Block transfer of £122,000 for Education Welfare Service budget to Central Block to ensure all schools and academies have contributed a fair amount to fund the services for the financial year 2021-22	Yes	20	13	1	1
	No	8	4	1	0
	Skipped	0	0	0	0
Nursery Split Sites: Nursery Split Site funding of £60k for one Nursery School to be continued for 2021-22	Yes	18	11	2	1
	No	10	6	0	0
	Skipped	0	0	0	0
De-Delegated Factors *1: De-delegated factors within the APT remain the same as 2020-21 APT: including A: Schools in Financial Difficulty £179,000; LA Maintained Primary and Secondary Schools contributing £7.70 per AWPU and B: Trade Union Representation £135,739; LA Maintained Primary and Secondary Schools contributing £5.80 per AWPU.	Yes to A & B	6	7	0	0
	Yes to A, No to B	1	0	0	0
	No to A, yes to B	20	10	0	0
	Skipped	1	0	2	1
Total Voters		28	17	2	1
Grand Total		48			

*1 - The actual De-delegated amounts have changed due to the APT formula. The TU representation amount is now £132,721.

Haringey : Authority Proforma Tool Factors for 2021-22

The table below charts an individual School Budget based on the local factors - listed in the consultation process.

2021 - 2022 Schools Budget Comparison			Formula Factors	Consultation Results: Model 1	Consultation Results: Model 2	Consultation Results: Model 3	Consultation Results: Model 4
			DSG Allocation	211,745,094	211,745,094	211,745,094	211,745,094
Item in Blue: Funding directly passported to Schools (Post De-Delgated budget)			Growth Fund	1,100,000	1,100,000	1,100,000	1,100,000
			Hign Needs Block	0	507,692	0	507,692
			Education Welfare	122,000	122,000	122,000	122,000
Item in Gray: Funding for de-delgated function, retained for other services, & Growth funds supporting schools			Nursery Split Site	60,000	60,000	60,000	60,000
			School in Financial Difficulty	0	0	176,199	176,199
			Trade Union	132,721	132,721	132,721	132,721
URN	LAESTAB	School Name	Type	210,330,373	209,822,680	210,154,174	209,646,481
2002	3092002	Belmont Junior School	Primary	1,273,906	1,271,129	1,272,174	1,269,396
2003	3092003	Belmont Infant School	Primary	1,071,281	1,069,005	1,069,895	1,067,619
2004	3092004	Bounds Green Junior School	Primary	1,613,073	1,609,419	1,610,763	1,607,109
2005	3092005	Bounds Green Infant School	Primary	1,446,529	1,443,291	1,444,489	1,441,251
2008	3092008	Campsbourne Junior School	Primary	1,252,681	1,249,932	1,251,010	1,248,261
2009	3092009	Campsbourne Infant School	Primary	995,922	993,818	994,575	992,470
2015	3092015	The Devonshire Hill Nursery & Primary School	Primary	2,009,562	2,004,970	2,006,875	2,002,283
2020	3092020	Earlsmead Primary School	Primary	2,068,449	2,063,287	2,065,569	2,060,407
2022	3092022	Hightgate Primary School	Primary	2,117,915	2,113,055	2,114,658	2,109,798
2025	3092025	Lancasterian Primary School	Primary	2,103,478	2,098,620	2,100,691	2,095,833
2029	3092029	Coldfall Primary School	Primary	2,946,587	2,939,585	2,941,760	2,934,757
2031	3092031	Tetherdown Primary School	Primary	1,978,247	1,973,735	1,975,044	1,970,531
2041	3092041	Rokesly Junior School	Primary	1,689,461	1,685,637	1,686,920	1,683,096
2042	3092042	Rokesly Infant & Nursery School	Primary	1,303,219	1,300,364	1,301,294	1,298,439
2045	3092045	South Harringay Junior School	Primary	1,155,412	1,152,936	1,153,856	1,151,381
2046	3092046	South Harringay Infant School	Primary	1,089,839	1,087,531	1,088,484	1,086,175
2047	3092047	* Stamford Hill Primary School	Primary	0	0	0	0
2051	3092051	West Green Primary School	Primary	1,242,831	1,240,130	1,241,307	1,238,605
2057	3092057	Tiwerton Primary School	Primary	2,156,693	2,151,980	2,153,967	2,149,254
2058	3092058	Coleridge Primary School	Primary	4,026,047	4,016,390	4,019,594	4,009,937
2062	3092062	Welbourne Primary School	Primary	2,751,209	2,744,767	2,747,567	2,741,125
2063	3092063	Lea Valley Primary School	Primary	2,360,173	2,354,593	2,357,016	2,351,436
2065	3092065	Ferry Lane Primary School	Primary	886,955	885,191	885,939	884,175
2072	3092072	Rhodes Avenue Primary School	Primary	2,906,749	2,899,848	2,901,890	2,894,990
2075	3092075	Crowland Primary School	Primary	2,084,361	2,079,525	2,081,458	2,076,622
2076	3092076	Weston Park Primary School	Primary	1,056,882	1,054,717	1,055,396	1,053,230
2077	3092077	The Willow Primary School	Primary	2,267,200	2,261,865	2,264,089	2,258,754
2078	3092078	Alexandra Primary School	Primary	2,038,432	2,033,722	2,035,676	2,030,966
2079	3092079	Stroud Green Primary School	Primary	1,647,152	1,643,436	1,644,942	1,641,226
2080	3092080	Earlham Primary School	Primary	1,768,033	1,764,023	1,765,746	1,761,736
2082	3092082	Lordship Lane Primary School	Primary	2,983,686	2,976,580	2,979,513	2,972,407
2083	3092083	Bruce Grove Primary School	Primary	1,933,239	1,928,802	1,930,668	1,926,230
2084	3092084	Risley Avenue Primary School	Primary	2,869,700	2,862,904	2,865,742	2,858,946
2085	3092085	Muswell Hill Primary School	Primary	1,995,330	1,990,724	1,992,104	1,987,498
2088	3092088	Seven Sisters Primary School	Primary	1,836,982	1,832,801	1,834,803	1,830,622
3000	3093000	St Aidan's Voluntary Controlled Primary School	Primary	1,094,037	1,091,709	1,092,466	1,090,138
3001	3093001	The Mulberry Primary School	Primary	3,409,474	3,401,299	3,404,854	3,396,679
3302	3093302	St Michael's CofE Voluntary Aided Primary School	Primary	1,891,088	1,886,659	1,888,015	1,883,587
3303	3093303	St James Church of England Primary School	Primary	1,215,829	1,213,138	1,213,935	1,211,244
3306	3093306	St Mary's CofE Primary School	Primary	2,520,055	2,514,009	2,516,451	2,510,406
3500	3093500	Our Lady of Muswell Catholic Primary School	Primary	1,870,417	1,866,042	1,867,499	1,863,124
3501	3093501	St Francis de Sales RC Junior School	Primary	1,821,437	1,817,188	1,818,911	1,814,663
3502	3093502	St Ignatius RC Primary School	Primary	1,874,297	1,869,912	1,871,710	1,867,325
3503	3093503	St Mary's Priory RC Junior School	Primary	1,236,570	1,233,826	1,234,884	1,232,140
3504	3093504	St Paul's RC Primary School	Primary	1,127,822	1,125,358	1,126,336	1,123,872
3505	3093505	St Mary's Priory RC Infant School	Primary	846,186	844,447	845,178	843,438
3506	3093506	St Peter-in-Chains RC Infant School	Primary	517,920	517,025	517,335	516,440
3507	3093507	St Francis de Sales RC Infant School	Primary	1,447,497	1,444,211	1,445,588	1,442,301
3508	3093508	St Martin of Porres RC Primary School	Primary	900,945	899,064	899,705	897,825
3509	3093509	St Gildas' Catholic Junior School	Primary	977,487	975,410	976,132	974,055
3510	3093510	St John Vianney RC Primary School	Primary	1,195,971	1,193,332	1,194,385	1,191,746
3511	3093511	Chestnuts Primary School	Primary	2,189,962	2,184,783	2,186,813	2,183,633
3512	3093512	North Harringay Primary School	Primary	2,179,089	2,173,941	2,175,909	2,170,761
4029	3094029	Horseley School for Girls	Secondary	5,680,347	5,666,135	5,674,425	5,660,213
4030	3094030	Hightgate Wood Secondary School	Secondary	8,596,277	8,574,536	8,586,536	8,564,795
4032	3094032	Fortismere School	Secondary	8,299,829	8,278,583	8,289,695	8,268,450
4033	3094033	Gladesmore Community School	Secondary	10,239,996	10,214,195	10,230,125	10,204,324
4037	3094037	Park View School	Secondary	8,711,561	8,689,486	8,702,752	8,680,677
2011	3092011	Eden Primary	Primary Academy	1,001,650	999,530	1,001,650	999,530
2012	3092012	Brook House Primary School	Primary Academy	2,422,015	2,416,272	2,422,015	2,416,272
2016	3092016	Harris Primary Academy Coleraine Park	Primary Academy	2,397,575	2,391,876	2,397,575	2,391,876
2021	3092021	Harris Primary Academy Philip Lane	Primary Academy	2,184,517	2,179,361	2,184,517	2,179,361
2028	3092028	Noel Park Primary School	Primary Academy	2,942,210	2,935,111	2,942,210	2,935,111
2030	3092030	Trinity Primary Academy	Primary Academy	2,437,881	2,432,073	2,437,881	2,432,073
2037	3092037	Holy Trinity CofE Primary School	Primary Academy	1,000,820	998,686	1,000,820	998,686
3300	3093300	St Paul's and All Hallows CofE Infant School	Primary Academy	647,193	645,967	647,193	645,967
3304	3093304	St Ann's CE Primary School	Primary Academy	1,032,676	1,030,295	1,032,676	1,030,295
3307	3093307	St Michael's CofE Primary School	Primary Academy	883,135	881,167	883,135	881,167
3308	3093308	St Paul's and All Hallows CofE Junior School	Primary Academy	951,551	949,543	951,551	949,543
4031	3094031	Duke's Aldridge	Secondary Academy	8,084,546	8,063,855	8,084,546	8,063,855
4034	3094034	Woodside High School	Secondary Academy	9,379,094	9,355,058	9,379,094	9,355,058
4036	3094036	Alexandra Park School	Secondary Academy	7,640,890	7,621,331	7,640,890	7,621,331
4703	3094703	St Thomas More Catholic School	Secondary Academy	8,453,733	8,432,010	8,453,733	8,432,010
4705	3094705	Heartlands High School	Secondary Academy	9,203,307	9,179,859	9,203,307	9,179,859
6905	3096905	Greig City Academy	Secondary Academy	7,008,454	6,990,446	7,008,454	6,990,446
4000	3094000	Harris Academy Tottenham	Primary Academy	7,887,816	7,867,641	7,887,816	7,867,641
Averages			Primary	1,759,307.57	1,755,276.72	1,756,822.21	1,752,791.36
Averages			Secondary	8,305,601.77	8,284,587.05	8,296,706.73	8,275,692.01
Averages			Primary Academy	2,149,086.52	2,143,959.99	2,149,086.52	2,143,959.99
Averages			Secondary Academy	8,295,004.09	8,273,759.83	8,295,004.09	8,273,759.83

* Stamford Hill Budget requires further adjustment for Closure

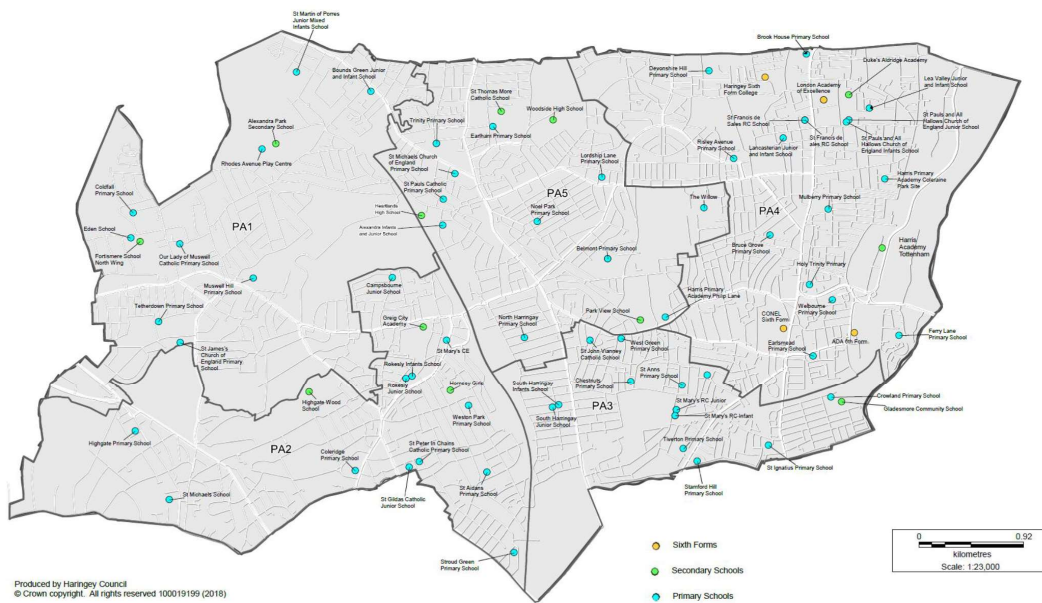
School Budget Analysis 2020-21 Vs 2021-22

The table below provides a comparison of 2020-21 Budget and Pupil Numbers (October 2019 Census) against the 2021-22 Budget (Based on Schools Consultation Preferred Local Factor Options) and Pupil Numbers (October 2020 Census)

			Pupil Number Analysis			Funding Analysis based on Model 1							
URN	LAESTAB	School Name	Type	PA	2020-21	2021-22	Diff	2020-21 (Before Delegation)	2021-22 (Before Delegation)	Less: TP & Pension	2021-22 (Budget excluding TP & Pension Grant)	Increase (+) / Decrease (-)	% Gains/Losses due to changes in pupil numbers
Total					33,867.17	33,548.00	-319.17	199,037,485.00	210,463,094.00	8,666,128.01	201,794,965.99	2,757,480.99	1.39%
2002	3092002	Belmont Junior School	Primary	P5	228.00	225.00	-3.00	1,219,488.30	1,275,211.38	48,792.00	1,226,419.38	6,931.08	0.57%
2003	3092003	Belmont Infant School	Primary	P5	172.00	180.00	8.00	979,206.55	1,072,325.19	36,808.00	1,035,517.19	56,310.64	5.75%
2004	3092004	Bounds Green Junior School	Primary	P1	267.00	300.00	33.00	1,375,631.55	1,614,812.91	57,138.00	1,557,674.91	182,043.36	13.23%
2005	3092005	Bounds Green Infant School	Primary	P1	266.00	265.00	-1.00	1,370,839.35	1,448,066.18	56,924.00	1,391,142.18	20,302.83	1.48%
2008	3092008	Campsbourne Junior School	Primary	P2	230.00	217.00	-13.00	1,246,712.09	1,253,939.62	49,220.00	1,204,719.62	-41,992.47	-3.37%
2009	3092009	Campsbourne Infant School	Primary	P2	169.00	175.00	6.00	917,522.96	996,937.21	36,166.00	960,771.21	43,248.26	4.71%
2015	3092015	The Devonshire Hill Nursery & Primary School	Primary	P4	356.00	349.00	-7.00	1,933,768.96	2,011,586.45	76,184.00	1,935,402.45	1,633.49	0.08%
2020	3092020	Earlsmead Primary School	Primary	P4	396.00	374.00	-22.00	2,055,911.49	2,070,617.98	84,744.00	1,985,873.98	-70,037.50	-3.41%
2022	3092022	Hilgate Primary School	Primary	P2	424.00	423.00	-1.00	1,975,593.40	2,120,368.38	90,736.00	2,029,632.38	54,038.99	2.74%
2025	3092025	Lancasterian Primary School	Primary	P4	388.00	362.00	-26.00	2,166,360.44	2,105,578.05	85,172.00	2,020,406.05	-145,954.38	-6.74%
2029	3092029	Coldfall Primary School	Primary	P1	629.00	627.00	-2.00	2,753,817.08	2,950,224.08	149,910.99	2,800,313.09	46,496.01	1.69%
2031	3092031	Tetherdown Primary School	Primary	P1	421.00	416.00	-5.00	1,875,083.04	1,980,659.86	90,094.00	1,890,565.86	15,482.82	0.83%
2041	3092041	Rokesley Junior School	Primary	P2	347.00	330.00	-17.00	1,662,621.92	1,691,375.36	74,258.00	1,617,117.36	-45,504.56	-2.74%
2042	3092042	Rokesley Infant & Nursery School	Primary	P2	252.00	250.00	-2.00	1,236,992.63	1,304,668.68	53,928.00	1,250,740.68	13,748.05	1.11%
2045	3092045	South Harringay Junior School	Primary	P3	213.00	202.00	-11.00	1,142,143.25	1,156,583.39	45,582.00	1,111,001.39	-31,141.85	-2.73%
2046	3092046	South Harringay Infant School	Primary	P3	171.00	176.00	5.00	1,011,645.00	1,090,859.97	36,594.00	1,054,265.97	42,620.98	4.21%
2047	3092047	* Stamford Hill Primary School	Primary	P3	85.00	0.00	-85.00	607,992.81	0.00	0.00	0.00	-607,992.81	-100.00%
2051	3092051	West Green Primary School	Primary	P3	202.00	198.00	-4.00	1,200,286.11	1,243,976.83	43,228.00	1,200,758.83	465.72	0.04%
2057	3092057	Twerton Primary School	Primary	P3	310.00	354.00	44.00	1,716,109.17	2,158,746.22	66,340.00	2,092,406.22	376,297.06	21.93%
2058	3092058	Coleridge Primary School	Primary	P2	827.00	838.00	11.00	3,727,858.91	4,030,907.40	176,878.00	3,853,929.40	126,070.48	3.38%
2062	3092062	Welbourne Primary School	Primary	P4	530.00	473.00	-57.00	2,885,199.45	2,753,952.78	113,420.00	2,640,532.78	-244,667.67	-8.48%
2063	3092063	Lea Valley Primary School	Primary	P4	420.00	410.00	-10.00	2,281,952.58	2,362,550.57	89,880.00	2,272,670.57	-9,282.01	-0.41%
2065	3092065	Ferry Lane Primary School	Primary	P4	151.00	132.00	-19.00	942,690.98	887,720.93	32,314.00	855,406.93	-87,284.06	-9.26%
2072	3092072	Rhodes Avenue Primary School	Primary	P1	629.00	627.00	-2.00	2,713,209.69	2,910,408.32	134,606.00	2,775,802.32	62,592.63	2.31%
2075	3092075	Crowland Primary School	Primary	P3	373.00	377.00	4.00	1,949,270.23	2,086,547.36	79,822.00	2,006,725.36	57,455.13	2.95%
2076	3092076	Weston Park Primary School	Primary	P2	224.00	193.00	-31.00	1,124,692.77	1,058,001.20	47,936.00	1,010,065.20	-114,627.57	-10.19%
2077	3092077	The Willow Primary School	Primary	P5	415.00	404.00	-11.00	2,192,339.55	2,269,543.01	91,409.75	2,178,133.26	-14,206.29	-0.65%
2078	3092078	Alexandra Primary School	Primary	P5	382.00	358.00	-24.00	2,042,680.65	2,040,508.89	81,748.00	1,958,760.89	-83,919.76	-4.11%
2079	3092079	Stroud Green Primary School	Primary	P2	262.00	287.00	25.00	1,439,892.22	1,648,816.65	56,068.00	1,592,748.65	152,856.42	10.62%
2080	3092080	Earlham Primary School	Primary	P5	313.00	297.00	-16.00	1,755,164.12	1,769,755.95	66,982.00	1,702,773.95	-52,390.18	-2.98%
2082	3092082	Londship Lane Primary School	Primary	P5	579.00	542.00	-37.00	2,992,388.02	2,986,830.04	123,906.00	2,862,924.04	-129,463.98	-4.33%
2083	3092083	Bruce Grove Primary School	Primary	P4	359.00	334.00	-25.00	1,950,099.47	1,935,176.54	76,626.00	1,858,550.54	-91,748.93	-4.70%
2084	3092084	Risley Avenue Primary School	Primary	P4	558.00	514.00	-44.00	2,921,719.85	2,872,681.34	119,412.00	2,753,269.34	-168,450.52	-5.77%
2085	3092085	Muswell Hill Primary School	Primary	P1	420.00	419.00	-1.00	1,878,273.69	1,997,760.25	89,880.00	1,907,880.25	29,606.56	1.58%
2088	3092088	Seven Sisters Primary School	Primary	P3	307.00	283.00	-24.00	1,875,075.56	1,838,623.61	65,698.00	1,772,925.61	-102,149.96	-5.45%
3000	3093000	St Aidan's Voluntary Controlled Primary School	Primary	P2	207.00	204.00	-3.00	1,046,782.07	1,095,219.72	44,298.00	1,050,921.72	4,139.64	0.40%
3001	3093001	The Mulsay Primary School	Primary	P4	611.00	600.00	-11.00	3,275,265.91	3,412,954.16	130,754.00	3,282,200.16	6,934.25	0.21%
3302	3093302	St Michael's CofE Voluntary Aided Primary School	Primary	P5	406.00	399.00	-7.00	1,802,696.10	1,893,401.94	86,884.00	1,806,517.94	3,821.84	0.21%
3303	3093303	St James Church of England Primary School	Primary	P1	244.00	246.00	2.00	1,126,352.11	1,217,255.53	52,216.00	1,165,039.53	28,687.41	2.52%
3306	3093306	St Mary's CofE Primary School	Primary	P2	466.00	468.00	2.00	2,367,493.45	2,522,769.31	99,724.00	2,423,045.31	55,551.86	2.35%
3500	3093500	Our Lady of Muswell Catholic Primary School	Primary	P1	384.00	379.00	-5.00	1,779,398.64	1,872,615.00	82,176.00	1,790,439.00	11,040.36	0.62%
3501	3093501	St Francis de Sales RC Junior School	Primary	P4	333.00	328.00	-5.00	1,744,681.87	1,823,339.09	71,262.00	1,752,077.09	7,395.22	0.42%
3502	3093502	St Ignatius RC Primary School	Primary	P3	343.00	336.00	-7.00	1,804,563.36	1,876,245.50	73,402.00	1,802,843.50	-1,719.86	-0.10%
3503	3093503	St Mary's Priory RC Junior School	Primary	P3	224.00	219.00	-5.00	1,193,072.35	1,237,804.17	47,936.00	1,189,904.17	-3,168.17	-0.27%
3504	3093504	St Paul's RC Primary School	Primary	P5	194.00	193.00	-1.00	1,073,673.92	1,128,941.17	41,516.00	1,087,425.17	13,751.25	1.28%
3505	3093505	St Mary's Priory RC Infant School	Primary	P3	143.00	131.00	-12.00	860,209.85	846,946.27	34,395.66	812,550.61	-47,659.25	-5.54%
3506	3093506	St Peter-in-Chains RC Infant School	Primary	P2	93.00	76.00	-17.00	566,604.74	518,360.70	21,400.00	496,960.70	-69,644.04	-12.29%
3507	3093507	St Francis de Sales RC Infant School	Primary	P4	265.00	248.00	-17.00	1,448,935.62	1,448,935.62	56,710.00	1,392,225.62	-56,710.00	-4.21%
3508	3093508	St Martin of Porres RC Primary School	Primary	P1	176.00	161.00	-15.00	916,864.32	901,878.75	37,664.00	864,214.75	-52,649.57	-5.74%
3509	3093509	St Gildas' Catholic Junior School	Primary	P2	192.00	176.00	-16.00	993,791.52	978,508.07	41,088.00	937,420.07	-56,371.46	-5.67%
3510	3093510	St John Vianney RC Primary School	Primary	P3	209.00	206.00	-3.00	1,147,159.94	1,197,166.06	44,726.00	1,152,440.06	5,280.12	0.46%
3511	3093511	Chestnuts Primary School	Primary	P3	403.00	409.00	6.00	2,037,694.88	2,192,334.13	86,242.00	2,106,092.13	68,397.25	3.36%
3512	3093512	North Harringay Primary School	Primary	P5	414.00	413.00	-1.00	2,058,435.70	2,181,484.84	88,596.00	2,092,888.84	34,453.13	1.67%
4029	3094029	Hornsey School for Girls	Secondary	S	749.00	769.00	20.00	5,194,556.91	5,684,806.95	235,927.51	5,448,879.44	254,322.53	4.90%
4030	3094030	Hilgate Wood Secondary School	Secondary	S	1,239.00	1,265.00	26.00	7,877,266.11	8,603,613.64	390,272.61	8,213,341.03	336,074.92	4.27%
4032	3094032	Fortismere School	Secondary	S	1,340.00	1,316.00	-24.00	7,871,160.12	8,207,461.45	42,086.60	7,865,374.85	14,214.73	0.18%
4033	3094033	Gladesmore Community School	Secondary	S	1,267.00	1,282.00	15.00	9,524,123.94	10,247,431.60	399,092.33	9,848,339.27	324,215.33	3.40%
4037	3094037	Park View School	Secondary	S	1,127.00	1,144.00	17.00	8,066,334.33	8,718,195.99	354,993.73	8,363,202.26	296,867.92	3.68%
2011	3092011	Eden Primary	Primary Academy	P1	206.00	195.00	-11.00	986,652.51	1,001,649.94	44,084.00	957,565.94	-29,086.56	-2.95%
2012	3092012	Brook House Primary School	Primary Academy	P4	416.00	399.00	-17.00	2,383,202.92	2,422,014.79	89,024.00	2,332,990.79	-50,212.12	-2.11%
2016	3092016	Harris Primary Academy Coleraine Park	Primary Academy	P4	402.00	410.00	8.00	2,220,801.80	2,397,574.96	91,298.54	2,306,276.42	85,474.62	3.85%
2021	3092021	Harris Primary Academy Philip Lane	Primary Academy	P5	401.00	398.00	-3.00	2,074,268.69	2,184,517.12	85,814.00	2,098,703.12	24,434.43	1.18%
2028	3092028	Noel Park Primary School	Primary Academy	P5	507.00	537.00	30.00	2,628,990.01	2,942,210.02	108,498.00	2,833,712.02	204,722.01	7.79%
2030	3092030	Trinity Primary Academy	Primary Academy	P5	436.00	435.00	-1.00	2,305,582.01	2,437,880.53	93,304.00	2,344,576.53	38,994.53	1.69

Appendix 3: Planning area map

Figure 3.1 – Haringey schools



Produced by Haringey Council
© Crown copyright. All rights reserved 100019199 (2018)

Total Reduction in Pupil number as compared to Oct 2019 -632.51

LAESTAB	School Name	Type	Planning Area	Change in Pupil Number
3092004	Bounds Green Junior School	Primary	P1	33
3092005	Bounds Green Infant School	Primary	P1	-1
3092029	Coldfall Primary School	Primary	P1	-2
3092031	Tetherdown Primary School	Primary	P1	-5
3092072	Rhodes Avenue Primary School	Primary	P1	2
3092085	Muswell Hill Primary School	Primary	P1	-1
3093303	St James Church of England Primary School	Primary	P1	-2
3093500	Our Lady of Muswell Catholic Primary School	Primary	P1	-15
3093508	St Martin of Porres RC Primary School	Primary	P1	-5
3092011	Eden Primary	Primary Academy	P1	-11
Sub-total				-3

3092008	Campsbourne Junior School	Primary	P2	-13
3092009	Campsbourne Infant School	Primary	P2	6
3092022	Highgate Primary School	Primary	P2	-1
3092041	Rokesley Junior School	Primary	P2	-17
3092042	Rokesley Infant & Nursery School	Primary	P2	-2
3092058	Coleridge Primary School	Primary	P2	11
3092076	Weston Park Primary School	Primary	P2	-31
3092079	Stroud Green Primary School	Primary	P2	25
3093000	St Aidan's Voluntary Controlled Primary School	Primary	P2	-3
3093306	St Mary's CoE Primary School	Primary	P2	2
3093506	St Peter-in-Chains RC Infant School	Primary	P2	-17
3093307	St Michael's CoE Primary School	Primary Academy	P2	-5
3093509	St Gildas' Catholic Junior School	Primary	P2	-16
Sub-total				-61

3092045	South Haringay Junior School	Primary	P3	-11
3092046	South Haringay Infant School	Primary	P3	5
3092047	* Stamford Hill Primary School	Primary	P3	3
3092051	West Green Primary School	Primary	P3	-4
3092057	Tiverton Primary School	Primary	P3	44
3092075	Crowland Primary School	Primary	P3	4
3092088	Seven Sisters Primary School	Primary	P3	-24
3093502	St Ignatius RC Primary School	Primary	P3	-7
3093503	St Mary's Priory RC Junior School	Primary	P3	-5
3093505	St Mary's Priory RC Infant School	Primary	P3	-12
3093510	St John Vianney RC Primary School	Primary	P3	-3
3093511	Chestnuts Primary School	Primary	P3	6
3093304	St Ann's CE Primary School	Primary Academy	P3	-7
Sub-total				-14

3092002	Belmont Junior School	Primary	P5	-3
3092003	Belmont Infant School	Primary	P5	8
3092077	The Willow Primary School	Primary	P5	-11
3092078	Alexandra Primary School	Primary	P5	-24
3092080	Earlham Primary School	Primary	P5	-16
3092082	Lordship Lane Primary School	Primary	P5	-37
3093302	St Michael's CoE Voluntary Aided Primary School	Primary	P5	-7
3093504	St Paul's RC Primary School	Primary	P5	-1
3093512	North Haringay Primary School	Primary	P5	-1
3092021	Harris Primary Academy Philip Lane	Primary Academy	P5	-3
3092028	Noel Park Primary School	Primary Academy	P5	30
3092030	Trinity Primary Academy	Primary Academy	P5	-1
Sub-total				-66

3092015	The Devonshire Hill Nursery & Primary School	Primary	P4	-7
3092020	Earlsmead Primary School	Primary	P4	-22
3092025	Lancasterian Primary School	Primary	P4	-36
3092062	Welbourne Primary School	Primary	P4	-57
3092063	Lea Valley Primary School	Primary	P4	-10
3092065	Ferry Lane Primary School	Primary	P4	-19
3092083	Bruce Grove Primary School	Primary	P4	-25
3092084	Risley Avenue Primary School	Primary	P4	-44
3093001	The Mulberry Primary School	Primary	P4	-11
3093501	St Francis de Sales RC Junior School	Primary	P4	-5
3093507	St Francis de Sales RC Infant School	Primary	P4	-17
3092012	Brook House Primary School	Primary Academy	P4	-17
3092016	Harris Primary Academy Coleraine Park	Primary Academy	P4	8
3092037	Holy Trinity CoE Primary School	Primary Academy	P4	-6
3093300	St Paul's and All Hallows CoE Infant School	Primary Academy	P4	-15
3093308	St Paul's and All Hallows CoE Junior School	Primary Academy	P4	-19
3094000	Harris Academy Tottenham	Primary Academy	P4	102.83
Sub-total				-199.17

3094029	Hornsey School for Girls	Secondary	S	20
3094030	Highgate Wood Secondary School	Secondary	S	26
3094032	Fortismere School	Secondary	S	-24
3094033	Gladesmore Community School	Secondary	S	15
3094037	Park View School	Secondary	S	17
3094031	Duke's Aldridge	Secondary Academy	S	-35
3094034	Woodside High School	Secondary Academy	S	15
3094036	Alexandra Park School	Secondary Academy	S	7
3094703	St Thomas More Catholic School	Secondary Academy	S	14
3094705	Heartlands High School	Secondary Academy	S	25
3096905	Greig City Academy	Secondary Academy	S	29
Sub-total				-289.34